

## Matala Air Manifolds

### 6 way and 12 Way Aquarium Manifolds.

Use the 6 way or 12 way air manifolds for aquariums or ponds that need a lot of small air stones in various locations around the pond. These are only 1/8" barbs and can restrict the air flow if too few outlets are used.

If insufficient outlets are used for the air flow, it can cause the pump to run hot and could wear out the rubber diaphragms sooner than desired.


The pump will still work but the diaphragm lifetime is shorter.

Use 6 way only for Hakko 25. Use all 6 outlets.

Use 12 way for Hakko 40 to 60. Use all 12 outlets.

Use two 12 way for HK80L.

Use three 12 way for HK100 or HK120L.



### Heavy Duty Air manifolds

For most ponds it is advised to use the Heavy Duty Air Manifolds.

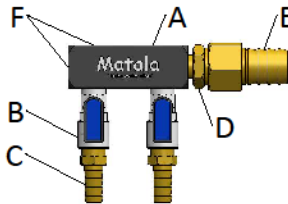
These are non-restrictive and allow good airflow from the air pump.

These larger diameter barbs also keep the pump running cooler and prolong the lifetime of the rubber diaphragms.

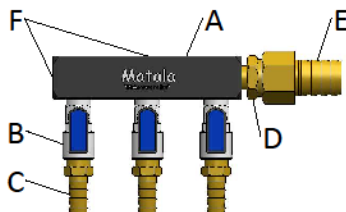
These are available as 2 way, 3 way or 4 way. The inlet barb is 3/4" and will connect to the Matala Air Pump easily with the white "L-tube" supplied with all Matala Air Pumps.

The barb outlets available are 3/8", 1/2" or 5/8".

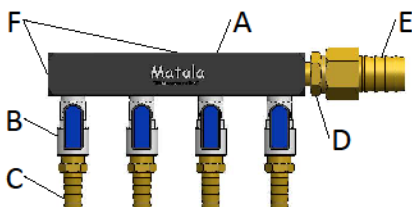
Use 3/8", 1/2" or 5/8" ID weighted air hose.



Item		Specification	Model(Product Code)		
			SG2-3/8	SG2-1/2	SG2-5/8
A	Manifold Base	1/4"NPTX66mm	✓	✓	✓
B	Ball cock valve	1/4"NPT	✓	✓	✓
C	Male Hose-Barb Connector	3/8"	✓	x	x
		1/2"	x	✓	x
		5/8"	x	x	✓
D	Nipple	1/4"NPT X 1/2"NPT	✓	✓	✓
E	Female Hose-Barb Connector	1/2"NPT X 3/4"	✓	✓	✓
F	Plug	1/4"NPT	✓	✓	✓



Item		Specification	Model(Product Code)		
			SG3-3/8	SG3-1/2	SG3-5/8
A	Manifold Base	1/4"NPTX104mm	✓	✓	✓
B	Ball cock valve	1/4"NPT	✓	✓	✓
C	Male Hose-Barb Connector	3/8"	✓	x	x
		1/2"	x	✓	x
		5/8"	x	x	✓
D	Nipple	1/4"NPT X 1/2"NPT	✓	✓	✓
E	Female Hose-Barb Connector	1/2"NPT X 3/4"	✓	✓	✓
F	Plug	1/4"NPT	✓	✓	✓



Item		Specification	Model(Product Code)		
			SG4-3/8	SG4-1/2	SG4-5/8
A	Manifold Base	1/4"NPTX142mm	✓	✓	✓
B	Ball cock valve	1/4"NPT	✓	✓	✓
C	Male Hose-Barb Connector	3/8"	✓	x	x
		1/2"	x	✓	x
		5/8"	x	x	✓
D	Nipple	1/4"NPT X 1/2"NPT	✓	✓	✓
E	Female Hose-Barb Connector	1/2"NPT X 3/4"	✓	✓	✓
F	Plug	1/4"NPT	✓	✓	✓



